


Stage 6

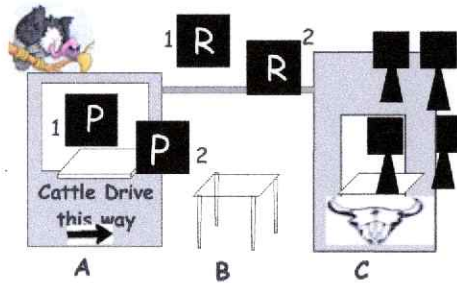
"Cheyenne"

Cheyenne (1955- 1962)

Series was one of the first hour long dramatic series. Cheyenne Brodie (Clint Walker) is a gentle cowboy who wonders about the old west. Bodie's name reflects his backstory. He was taken in by the Cheyenne after losing his parents. He gets by, through various odd jobs and going on different adventures.



10 PISTOL Holstered. 10 RIFLE Staged safely. 4+ S/G see below @ C



Must use 3 position. Standing at "C". One hand on S/G shells and the other touching (not lifting) the S/G. When ready say: **Cheyenne!**

ATB: From "C", with S/G engage the 4 targets until down.

At "B" w/ Rifle engage targets in a Lawrence Welk sweep on the 2 targets, may starting on either target.

At "A" w/Pistols repeat rifle instructions.

Lawrence Welk sweep: Example: 1 on #1, 2 on #2, 3 on #1 and 4 on #2 target.



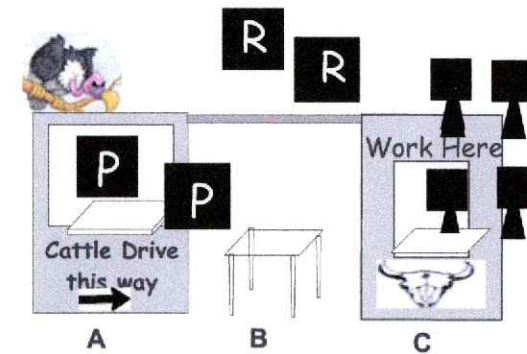
Stage 5

"The Rifleman"

The Rifleman (1958-1963). Lucas McCain (Chuck Connors) enters a turkey shoot contest in the hopes of getting land in N.M., but throws the contest when his son Mark's (Johnny Crawford) life is threatened by the man who runs the town. After taking down the villain, the town's judge asks Lucas & Mark to stay.



10 PISTOL Holstered. 10 RIFLE in hand. 4+ S/G Staged safely.



Must use 3 shooting positions. Starting at "B" with Rifle in hand. When ready say: **The Rifleman!**

ATB: With Rifle engage the 2 targets alternating in a 2-3, 3-2 pattern, may start on either target. (Example: 2 on 1st target, 3 on 2nd target, 3 on 1st target, 2 on 2nd target). Move to "A" or "C".

If at "C" engage the 4 S/G targets in any order until down.

If at "A" with Pistols, use same instructions as rifle.

